



asea pacific group

"Accommodating People..."

Accommodation Camps Sourcing & Procurement Guide





asea pacific group

"Accommodating People..."



Project Managers, Construction Managers, Procurement Officers, Project Engineers,

THIS IS FOR YOU.

This instruction manual will assist with project planning, budget forecasting, resource management requirements whilst ensuring you have all your bases covered and a full specification to provide to possible suppliers and contractors for effective “apples for apples” pricing.

We Provide A Camp That:

- 🔧 Uses the best quality facilities equipment and service
- 🔧 Abides by codes, legislation and company
- 🔧 HS&E requirements on relevant sites
- 🔧 Assist in retaining staff and contractors
- 🔧 Meets milestones and project program constraints
- 🔧 Covers all cost possibilities and risk manages these.



We at Asea Pacific Group want to ensure that whoever's services you use, that they are complete and include everything you need to have a successful project outcome.

- 🔧 Design
- 🔧 Procurement
- 🔧 Installation
- 🔧 Catering & Management
- 🔧 Tear out or relocation
- 🔧 MP3.3 of the building code
- 🔧 Local Authority requirements
- 🔧 HS&E site requirements
- 🔧 Applications, licenses and operating
- 🔧 On goings



When you want to set a quality benchmark to your camp requirements you can use this document "The Accommodation Camps Sourcing and Procurement Guide".



MODULAR BUILDINGS:

Traditional style buildings which are energy efficient, and structurally suitable to minimal transportation requirements.

Installation methods include placement by crane on blocks or posts and tied down with an engineered anchoring system. Larger buildings use floor modules which are complexed together onsite by tradesmen and connected to services by contractors.

Infrastructure usually underground incorporating a medium impact to the environment.

Suitable for camp capacity of 50+ for an 8 month or longer duration.



CONTAINERISED BUILDINGS:

Portable, Portable , Portable..... we can't say it enough!
Slide onto the ground, mount on a semi trailer.

Minimal Installation time

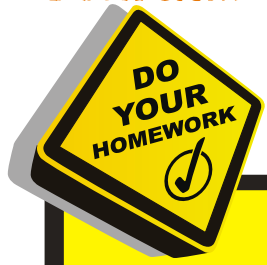
Minimal Installation Costs

Minimal Installation Environmental Impact

Suitable for camp capacity of >50 for any duration
length or highly mobile requirement.



CONFIRM YOUR PROJECT ACCOMMODATION REQUIREMENTS:











Create A Histogram To Measure Accommodation Requirements:



	<u>January</u>	<u>February</u>	<u>March</u>	<u>April</u>	<u>May</u>	<u>June</u>
Administration	15	20	20	20	15	10
Contractors	65	75	80	80	60	20
Management	10	15	15	15	15	10
	90	110	115	115	90	40




LOCATE/RESEARCH LOCAL ACCOMMODATION FACILITIES (IE. MOTEL, MOTOR INN):

-  Availability and capacity during project time frame;
-  Room per night costs;
-  Bulk booking discounts and cancellation fees and policy;
-  Support services including breakfast options, packed lunches and dinner provision capacity and cost;
-  Possibility of extensions;
-  Transport services for workforce from accommodation to worksite daily;
-  Laundry and cleaning services
-  Medical and support services including distance to recreational facilities ie hotels and sports facilities, doctors and hospitals;


TAKE INTO CONSIDERATION ALSO:

-  Distance to travel from accommodation to site daily, does it have fatigue risks or safety risks due to poor road quality or heavy traffic, will there be additional travel costs to pay contractors on top of budgeted fees, will the weather impact on roads being open to use.
-  Impact on local community due to increased town capacity and resource use.





Information to provide to Prospective Accommodation camp providers:







 Total Camp capacity and accommodation schedule: # _____ people.



Facilities		Site
<input type="checkbox"/> Ensuted Accommodation. <input type="checkbox"/> Kitchen and Dining Facilities (including food store & Crib making facilities). <input type="checkbox"/> Laundry, Linen and Chemical Storage. <input type="checkbox"/> Gymnasium. <input type="checkbox"/> Recreation / TV Room / Internet Room. <input type="checkbox"/> Wet Mess / Wet Bar. <input type="checkbox"/> Camp Office and Reception. <input type="checkbox"/> First Aid. <input type="checkbox"/> Training Rooms. <input type="checkbox"/> Site Offices (person capacity #). <input type="checkbox"/> Undercover BBQ area. <input type="checkbox"/> Toilet Blocks. <input type="checkbox"/> Bath houses.	<input type="checkbox"/> Sports Courts. <input type="checkbox"/> Undercover walkways connecting accommodation and main buildings. <input type="checkbox"/> Power Generation and Fuel Cells. <input type="checkbox"/> Sewage treatment for onsite treatment and disposal. <input type="checkbox"/> Sewage tanks for offsite treatment and disposal. <input type="checkbox"/> Water treatment for onsite treatment and storage. <input type="checkbox"/> Water storage & chlorination for offsite potable supply. <input type="checkbox"/> Camp Management. <input type="checkbox"/> Full Catering Breakfast, Dinner and Crib Lunch provision. <input type="checkbox"/> Janitorial and cleaning. <input type="checkbox"/> Laundry Services. <input type="checkbox"/> Transportation to and from work site and airport transfers. <input type="checkbox"/> Security Services. <input type="checkbox"/> Wet-mess "Liquor Licence" Provision and bar staff.	Location. Land owner details. Development approval. Contour survey and soil test results. Water supply details and testing results. Local services (ie mains power location, water connection and sewer connection). Road access details.

Ensure your quote contains:

-  Confirmation of compliance with MP3.3, other applicable building codes, local authority requirements, state and federal legislation and all WHS&E requirements.
-  Compliant insurances to cover construction, Qleave (Qld) and training levy fees, hire period cover and all tear out and relocation requirements and licences.
-  Council building application requirements, including fees, inspection requirements, certification inclusion and final inspection and handover requirements as required by your financial institution, principal contractor or land owner.
-  Management system details and reporting methods.
-  Invoicing layout and progress payment details and processes, **note: a flat rate for facilities and a man day rate for catering and management should be provided.**
-  Additional ancillary costs, ie diesel fuel, waste collection, water supply and casual meals.



asea pacific group

"Accommodating People..."

Asea Pacific Group Pty Ltd
ABN: 88 128 617 247

Unit 1/3970 Pacific Highway, Loganholme Qld 4165

P O Box 4078
Loganholme DC Qld 4129

Ph: +61 (0)7 3209 6655
Fax: +61 (0)7 3806 1379

Contacts:

DONNA PEARCE – OPERATIONS MANAGER
MOBILE: 0408 875 430
donna.pearce@aseapacific.com

BILL GIBSON – GENERAL MANAGER
MOBILE: 0418 183 748
bill.gibson@aseapacific.com

www.aseapacific.com

Established: 2007